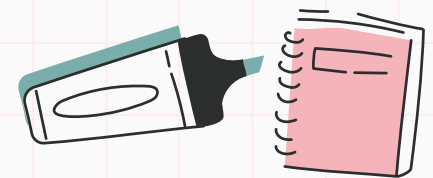


%

O₊



「SciVal近五年（2021-2025）教師出版 論文總引用次數」查詢指引



指標查詢第一步：進入Scopus

The screenshot shows the library's homepage with a navigation bar at the top containing links like '館藏資源', '學習研究', '圖書館服務', '推廣活動', '校史與特藏', '關於圖書館', and '分館'. Below the navigation bar is a search area with tabs for '全部查詢', '書刊影音', '期刊', '單篇文章', '資料庫', '台灣聯大', and '更多'. The '資料庫' tab is highlighted with a red box. A search box contains the text 'SCOPUS' and a search button. Below the search box is a link for '進階檢索'. A large yellow arrow points from the search box to the search results below. The search results show a card for 'Scopus.' with a red box around the name. Below the name, it says '©2005-' and '目前線上可獲得 >'. At the bottom of the results, there is a link for 'Scopus.' with a red box around it, and a note: '校外請透過VPN使用 The database can be used off-campus via NTHU-VPN Service. Scopus'.

1 進入圖書館首頁，點選【資料庫】的頁籤，在檢索框中輸入【SCOPUS】後，按下  搜尋

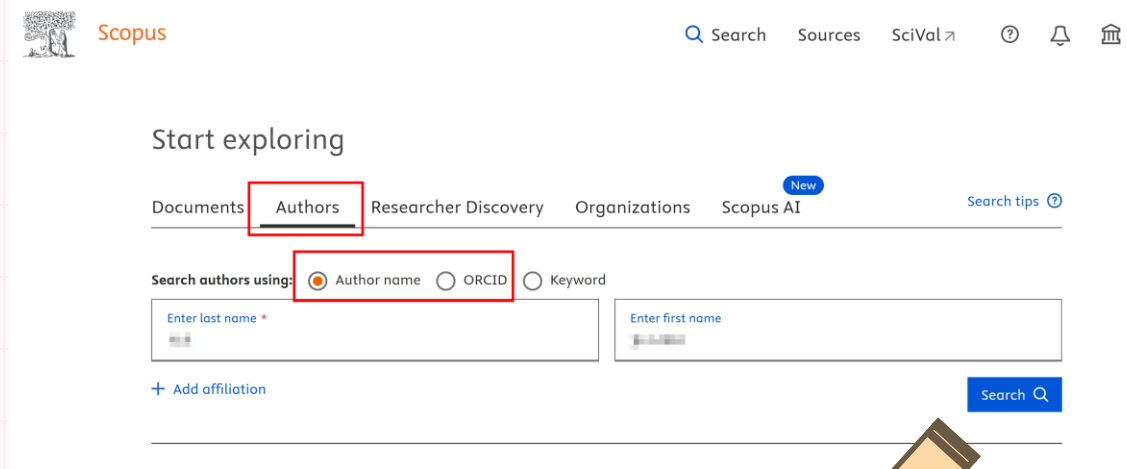
2 點擊紫色的Scopus連結，進入資料庫；若您在校外，請透過VPN服務進入資料庫

※VPN服務申請及使用，請參考本校計通中心的說明：

<https://net.nthu.edu.tw/netsys/sslvpn:info>



於Scopus中找到作者資訊頁



Scopus Search interface showing the 'Authors' tab selected. The search criteria are set to 'Author name'. The search fields are labeled 'Enter last name *' and 'Enter first name'. A 'Search' button is visible.



Scopus search results table showing one author entry. The entry is highlighted with a red box. The table columns are '作者', '文獻', '機構', '城市', and '國家/地區'.

作者	文獻	機構	城市	國家/地區
1 Wen-Ching Chen	317	National Tsing Hua University	Hsinchu	Taiwan

查看最近的文獻標題 ▾

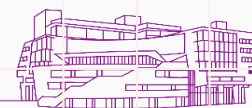
1 選擇「Authors」頁籤，並輸入您的姓名或ORCID後，按下 **Search** 搜尋

2 點擊您的【作者姓名】，進入作者資訊頁，查看您的個人檔案：文章、影響力...等

※若您的搜尋顯示多筆作者結果，需要認領合併作者檔，歡迎參考：

1.完善作者檔：<https://www.elsevier.com/zh-tw/resources/how-to-improve-you-author-profile-in-scopus>

2.修正認領文章：https://service.elsevier.com/app/answers/detail/a_id/36031/c/10545/supporthub/scopus/kw/author+profile/



於作者資訊頁找到您的FWCI，點擊進入SciVal

Scopus

This author profile is generated by Scopus

Yeh, Jen Wei

National Tsing Hua University, Hsinchu, Taiwan • Scopus ID: [redacted]

Show all information

57,167 Citations by 22,053 documents | 317 文獻 | 96 h-索引

設定新通知報 | 儲存至清單 | 編輯作者檔案 | ... 更多

Documents (317) **影響力** | 引用者 (22,053) | 預印本 (18) | Co-authors (585) | 主題 (19) | 獎勵補助款 (0)

Impact provides insight into the scholarly output of an author, helping researchers gauge their influence. Using comprehensive citation data from the last 10 years, Scopus allows authors to track and showcase the reach and

文獻與領域權重引用影響指數

找到【領域權重引用影響指數 (FWCI)】

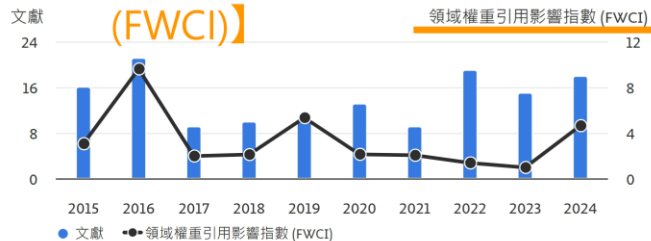
3.65

領域權重引用影響指數 (FWCI)

附註：對於學術產出較少的分析內容但具有高被引的文獻可能會使FWCI有所偏差。在評估績效時應謹慎使用此指標。

分析作者的產出

[Analyze citation in SciVal](#)



點擊英文字的【Analyze citation in SciVal】！

1

點選【影響力/Impact】的頁籤，並往下滑，找到【文獻與領域權重引用影響指數/Documents and Field-Weighted Citation Impact】，點擊英文字【Analyze citation in SciVal】

Documents and Field-Weighted Citation Impact

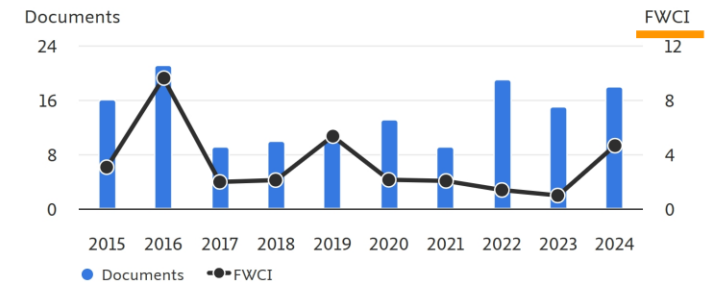
3.65

FWCI

Note: Highly cited publications for entities with a small scholarly output may skew the FWCI. This metric should be used with care when assessing performance.

[Analyze author output](#)

[Analyze citation in SciVal](#)



4



進入SciVal中的作者資訊頁，篩選年份：2021-2025

SciVal

Select entity Search all entities in SciVal

Scopus Author ID: [redacted] · National Tsing Hua University and 1 other affiliation

2020 - 2024

1 點擊【年份】下拉式選單

Year range

Start 2020 - End 2024

2 將【Start】填入：2021
【End】填入：2025

Apply

3 按下【Apply】更新資訊

Recently used Presets

2020-2024 2015-
2015-2026 2000-2024 2024 1996-2026

Topics Citations per Publication

SciVal

Explore Compare Reporting My SciVal Scopus

Select entity Search all entities in SciVal

Scopus Author ID: [redacted] · National Tsing Hua University and 1 other affiliation

2020 - 2024 All subject areas ASJC

Summary

Bibliometrics

Publication metrics

Citation metrics

Views metrics

Authorship metrics

Journal quartiles

Contribution

Institutions

Scopus Sources

Citation metrics

Citation Count

1,725
number of citations received by publications authored by [redacted]

800
700
600
500
400
300
200
100
0

2020 2021 2022 2023 2024

Year of publication

4

確認您在【Citation metrics】的頁面後，找到【Citation Count】即可得到您2021~2025年間出版著作的總被引次數

